



Cornell University  
Cooperative Extension

## 2007 New York Hybrid Corn Grain Performance Trials



Plant Breeding and Genetics 2008-1





Cornell University  
Cooperative Extension

Margaret E. Smith  
Professor

Phone: 607-255-1654  
Fax: 607-255-6683  
Email: mes25@cornell.edu

Department of Plant Breeding & Genetics  
College of Agriculture & Life Sciences  
G42 Emerson Hall  
Ithaca, NY 14853-1901

TO: Persons interested in the grain yield performance of corn hybrids in New York

This report includes a summary of our 2007 commercial hybrid corn grain trials. It shows results from eight locations in New York, divided into the following three maturity ranges:

	Base 50 Growing Degree Days	Relative Maturity
Early	1400-1900 GDD	70-90 Days
Medium Early	1900-2500 GDD	85-105 Days
Medium	2300-2700 GDD	100-115 Days

This report is designed to aid seed company representatives, corn growers, and extension educators in evaluating hybrids for yield capacity, stalk and root strength, maturity, and test weight in various regions in New York. It also provides information for developing ratings for the Cornell Guide for Integrated Field Crop Management.

While many hybrids included in this report are widely grown, others are new or experimental hybrids. In considering these tables, remember that this data represents only one year. Test results should be considered over several years before final conclusions are valid. Results gathered over several locations are a better guide than results at any one location.

We welcome comments or suggestions for improving this report for your use.

Sincerely yours,

A handwritten signature in cursive script, appearing to read "Margaret E. Smith".

Margaret E. Smith  
Department Extension Leader

For information on entering hybrids in the 2008 trials, please contact Judy Singer or Margaret Smith at 607-255-5461.

1/2008  
PB&G2008-1

*Building Strong and Vibrant New York Communities*

Cornell Cooperative Extension provides equal program and employment opportunities. NYS College of Agriculture and Life Sciences, NYS College of Human Ecology, and NYS College of Veterinary Medicine at Cornell University, Cooperative Extension associations, county governing bodies, and U.S. Department of Agriculture, cooperating.

### **2007 Growing Conditions**

In 2007, we started off with generally dry weather in May that helped with getting the corn crop in the ground in a timely manner. In some locations, the dry conditions at and immediately after planting resulted in irregular germination and lots of variation in plant height as plants became established. June was fairly dry except in northern New York, and many locations had quite warm temperatures during the last week of June. Cooler wetter weather prevailed in July, just before and during flowering, and seems to have really benefited the corn crop. Dry conditions returned throughout most of the state in August, with exceptionally dry conditions at some upstate locations during August and into September. October tended to be warmer than normal, helping the crop to mature (the state average for October was the second warmest since 1895, and missed the record warm temperature of that year by only 0.2°!). At many locations, anthracnose leaf blight and rust were common on plants at the end of the growing season. Gray leaf spot was common in southern portions of the state. Although the 2007 growing season in the state as a whole was warmer and drier than long-term averages, the cooler wetter July weather resulted in a high state average yield of 127 bu/acre – just 2 bu/A below last year’s record. Corn grain yields in New York averaged over 120 bu/acre for the first time in 2003 and have topped 120 bu/acre every year since then.

### **Testing Procedures**

Regional test locations for 2007 are shown on page –iii-. Tests were planted in 1/500 acre plots with three replications per location. All sites, except Chazy, were machine planted and combine harvested. Plot grain weights, grain moisture percentages, and test weights were measured electronically on the combine. Grain yields were adjusted to 15.5% moisture for computation and comparison.

### **Test Weight**

Test weight data (**Test Wt**) was taken during harvest by measurement in a test weight chamber in the weighing assembly on our combine. The figures represent unadjusted test weight measurements of freshly harvested grain. Experience tells us that test weight is influenced not only by the growing conditions but also by moisture content of the grain (generally the higher the moisture the lower the test weight) and by the genetic potential of the hybrid. This information is presented to be helpful, but farmers should discuss this further with their seed dealers if test weight is important in their marketing plans. The values shown here may or may not reflect the comparative test weights of dry grain. Consider the comparative moisture ratings of the hybrids when looking at test weight values.

### **Yield Moisture Ratio**

We have included a yield to moisture ratio (**Y/M Ratio**), which is the grain yield in bu/A divided by the percentage grain moisture. Some breeders use this number as an estimate of hybrid efficiency. Hybrids that show high yields and earlier maturity (lower moistures) have higher Y/M ratios.

### Standability Ratings

We have again used two methods for reporting standability, both assessed at the time of grain harvest. The first method is the "hand push" (Standability) rating system. The stalks are pushed, by hand, and resistance to pushing and breaking is rated on a scale of 1-9. A rating of 9 indicates that stalks have strong resistance against breakage when pushed. Lower ratings indicate less resistance to pushing and more down plants. The second method is based on an actual count of stalks broken (or lodged) below the ear and is expressed as a proportion of the total number of plants in the plot (% Stalk Ldg).

### Early Vigor, Plant Height, Staygreen, and Rust Ratings

At some locations, we collected data on early vigor, plant height, staygreen, and/or rust severity. These data are all based on 1 to 5 rating scales. Early vigor was evaluated at knee-high stage or a bit earlier, with 5 = excellent vigor and 1 = very poor vigor. Plant height was assessed after flowering, with 5 = vigorous tall plants and 1 = short plants. Staygreen is a measure of how much green leaf area remains on plants in late September or early October; 5 = completely dry plants and 1 = completely green plants. Common rust (*Puccinia sorghi*) was prevalent in several plots, and the severity was rated with 5 = completely susceptible (lots of rust on many leaves) and 1 = very resistant (little or no rust on the leaves).

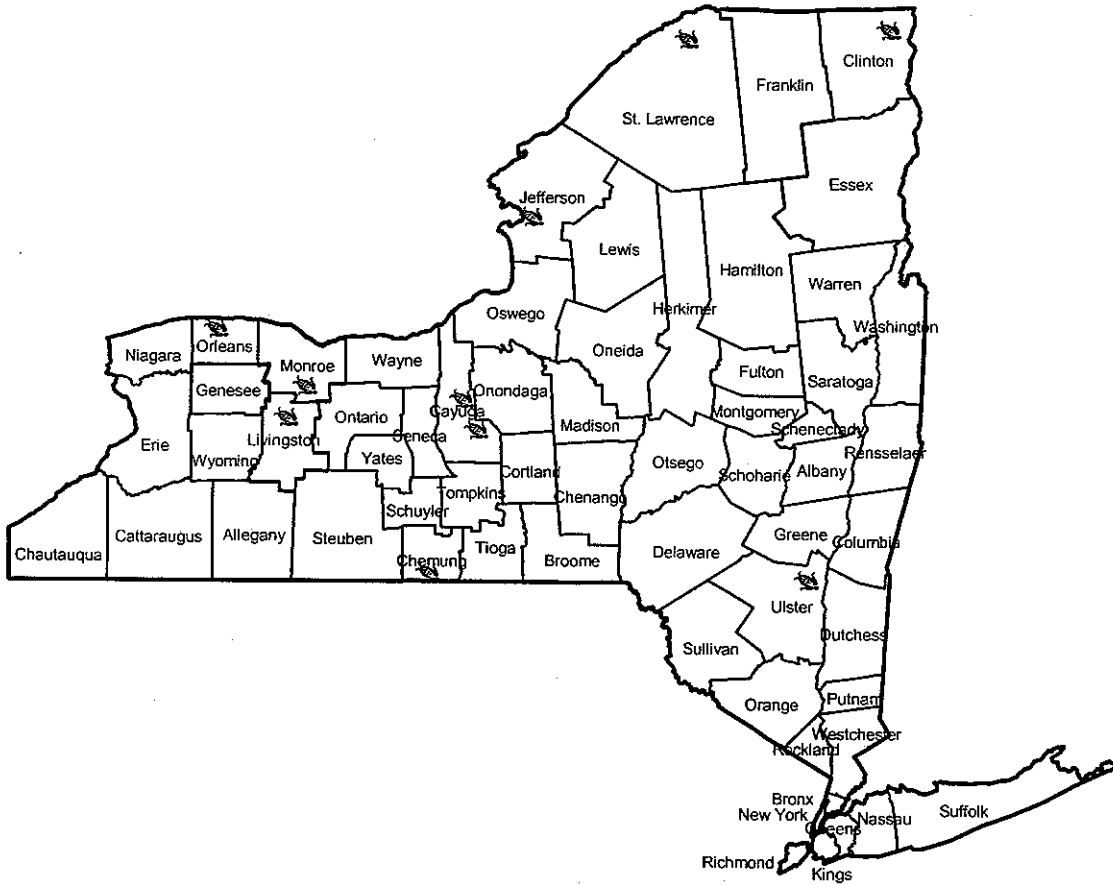
### CV, LSD, SD

We have used three statistics to evaluate the quality of the data from these experiments. The CV (coefficient of variation) is a measure of the amount of uncontrolled variability due to differences in the soil, weather, fertility, etc. Grain yield CVs below 12 are excellent and those 16 and under are acceptable. The LSD (least significant difference) is computed at the 5% level of probability. This indicates that if a difference between two hybrids is larger than the listed LSD, then the odds are at least 95 to 5 (or 19 to 1) that there is true varietal difference between the hybrids, or, as the statisticians say, the difference between the two hybrids is "significant." Farmers who need businessmen's odds more than statistical precision may consider a 10 bu/A grain yield difference sufficient to guide a decision in choice of hybrid. The SD (standard deviation) is the measure used to determine whether the differences between two hybrids are large enough, given the precision of that experiment, to be significant and probably due to true differences between the hybrids.

**NOTE: TABLES IN THIS PUBLICATION SHOULD NOT BE REPRODUCED  
IF ANY PORTION IS OMITTED OR IF ORDER OF DATA IS CHANGED.**

*The information given herein is supplied with the understanding that no discrimination is intended and no endorsement by Cornell Cooperative Extension is implied.*

# 2007 Trial Locations



## Cooperators

### Early Grain Series

<b>County</b>	<b>Agent or Institution</b>	<b>Cooperator</b>	<b>Location</b>
Clinton	Cornell University	Mike Davis	Chazy
St. Lawrence	Peter Barney	Jon Greenwood	Madrid
Orleans	NYSIP	Hugh Dudley	Albion
Cayuga	Shawn Bossard	Steve Nemece	New Hope

### Medium Early Grain Series

<b>County</b>	<b>Agent or Institution</b>	<b>Cooperator</b>	<b>Location</b>
Jefferson	CCE-Jefferson County	Ron Robbins	Sackets Harbor
Cayuga	Shawn Bossard	Steve Nemece	New Hope
Orleans	NYSIP	Hugh Dudley	Albion
Cayuga	Shawn Bossard	Willet Dairy	Lansing
Chemung	Janice Degni	Dudley French	Chemung

### Medium Grain Series

<b>County</b>	<b>Agent or Institution</b>	<b>Cooperator</b>	<b>Location</b>
Monroe	Nate Herendeen	Mark Greene	Pittsford
Ulster	CCE-Ulster County	Joe Hasbrouck	Kingston
Chemung	Janice Degni	Dudley French	Chemung
Livingston	Nate Herendeen	Stokoe Farms	Avon

**Participating Companies  
2007 Commercial Hybrid Corn Field Trials**

<b>Company/Brand</b>	<b>Contact for Information</b>	<b>Address &amp; Phone</b>
Doebler's PA Hybrids, Inc	Jann Yontz jyontz@doeblers.com	202 Tiadaghton Avenue Jersey Shore, PA 17740 Phone: 570-753-3210 Fax: 570-753-5302
Golden Harvest Seeds, Inc	info@ghseeds.com	P.O.Box 307 Waterloo, NE 68069 Phone: 800-228-9906 Fax: 402-779-3317
Growmark FS	Mark Guttendorf mguttendorf@growmarkfs.com	308 N.E. Front Street Milford, DE 19963 Phone: 315-683-9785 Fax: 315-683-9786
Hyland Seeds	Ryan Snobelen rsnobelen@hylandseeds.com	2 Hyland Drive Box 250 Blenheim, Ontario, Canada NOP1A0 Phone: 800-265-7403 Fax: 519-676-5674
HYTEST Seeds	Ron Brown rcbrown@landolakes.com	5 Birkshire Drive Kinderhook NY 12106 Phone: 585-455-9667 Fax: 518-758-1928
Monsanto DEKALB brand	Diane Freeman diane.freeman@monsanto.com	800 N. Lindbergh Blvd. St. Louis, MO 63167 Phone: 815-754-4809 Fax: 815-754-4814 Websites: www.monsanto.com, www.dekalb.com, www.asgrow.com
NK Brand Syngenta Seeds	John Richman john.richman@syngenta.com	44 Bassett Road Mannington, NJ 08079 Phone: 856-381-7772
T A Seeds	James Breining jim@taseeds.com	PO Box 300 Avis, PA 17721 Phone: 570-753-5503 Fax: 570-753-4445
UAP Distribution, Inc Dyna-Gro Brand	Tom Barber tom.barber@UAP.com	140 Office Parkway Pittsford, NY 14534 Phone: 585-586-1330 Fax: 585-586-1642



**Table 1. 2007 Early Maturity Hybrids Trial Summary  
(Albion, Chazy, New Hope, Madrid)**

Brand	Hybrid	Yield Bu/A	%	Y/M Ratio	Std	%	Test Wt*	Early Vigor*	Stay Green**
			Mois ture		abil ity**	Stalk Ldg			
Hytest	HT17-07	151	20.2	7.5	8.2	1	59	2.6	4.3
Hyland	HLR228	173	20.3	8.5	7.8	3	58	3.1	4.3
Hyland	HLB264	170	20.8	8.2	8.2	6	57	2.9	4.1
Growmark FS	3967XRR	172	21.0	8.2	8.7	3	58	3.7	4.3
Hyland	HLB256	154	21.2	7.3	8.2	1	58	3.7	4.7
Growmark FS	3676XRR	184	21.2	8.7	8.3	2	58	3.9	4.2
NK	N20-R7	192	21.3	9.0	8.0	2	58	2.4	4.2
Dekalb	DKC41-57(VT3)	189	21.4	8.8	8.2	3	57	3.4	4.4
TA Seeds	TA290-11	198	21.7	9.1	8.2	5	55	3.7	4.2
TA Seeds	TA303-13	166	21.9	7.6	8.2	4	57	3.9	3.5
Hyland	HLB33R	186	22.1	8.4	8.5	2	58	3.4	3.5
Hyland	HLB266	197	22.2	8.9	8.2	2	56	3.7	3.6
Doebler's	286XRR	164	22.6	7.3	8.3	0	58	3.1	3.2
Hytest	HT7220	200	23.3	8.6	8.3	2	58	2.6	4.1
	Mean	178	21.5	8.3	8.2	3	58	3.3	4.0
	CV	10	2.4		6.4		3		
	LSD	15	0.4		0.6		2		
	SD	18	0.5		0.5		2		

\*3 locations only

\*\*2 locations only

**Table 2. 2007 Early Maturity Hybrids, Albion, Orleans County, Western NY**

Brand	Hybrid	Yield Bu/A	% Moisture	Y/M Ratio	% Stalk Ldg	Test Wt	Early Vigor	Planted: May 9 2007	Harvested: Oct 17 2007			
									86/50 Growing Degree Days	Rainfall (Inches)		
								2007	Ave.	2007	Ave.	
Hyland	HLR228	156	18.4	8.5	1	57	3.7					
Hyland	HLB264	171	19.0	9.0	2	57	3.0					
Dekalb	DKC41-57(VT3)	167	19.2	8.7	2	58	3.0					
Hyttest	HT17-07	131	19.3	6.8	1	61	2.7					
Growmark FS	3967XRR	174	19.4	9.0	1	58	3.7	May	395	332	1.2	3.0
Growmark FS	3676XRR	179	19.4	9.2	2	56	4.0	June	606	523	1.1	3.6
TA Seeds	TA303-13	172	19.4	8.9	1	58	4.0	July	601	661	3.0	2.6
Hyland	HLB266	192	19.6	9.8	0	57	3.7	Aug	664	619	1.9	3.2
Hyland	HLB33R	179	19.8	9.0	0	57	3.3	Sept	484	420	2.6	3.7
TA Seeds	TA290-11	182	19.8	9.2	1	56	3.7	Oct	349	197	3.2	2.8
NK	N20-R7	190	19.9	9.5	1	59	2.5					
Doebler's	286XRR	152	20.2	7.5	0	58	3.3	Total	3099	2752	13.0	18.8
Hyttest	HT7220	169	20.4	8.3	2	57	2.8	% Norm Departure	113 347		69.0 -5.8	
	Mean	170	19.5	8.7	1	58	3.3					
	CV	8	2.1			2						
	LSD	22	0.7			2						
	SD	13	0.4			1						

**Table 3. 2007 Early Maturity Hybrids, Chazy, Clinton County, Northern NY**

Brand	Hybrid	Yield Bu/A	% Mois ture	Y/M Ratio	% Stalk Ldg	Planted:		Harvested:		
						May 12 2007	Oct 31 2007	May 12 2007	Oct 31 2007	
Hystest	HT17-07	165	21.8	7.6	0	85/50				
Hyland	HLR228	171	23.1	7.4	2	Growing		Rainfall		
Growmark FS	3967XRR	172	23.3	7.4	10	Degree Days		(Inches)		
Hyland	HLB264	144	23.8	6.1	10		<b>2007</b>	<b>Ave.</b>	<b>2007</b>	<b>Ave.</b>
NK	N20-R7	184	24.0	7.7	5	May	318	312	2.4	2.9
Hyland	HLB256	153	24.5	6.2	0	June	541	473	3.8	3.2
Growmark FS	3676XRR	161	24.6	6.5	1	July	558	616	6.6	3.7
TA Seeds	TA290-11	193	25.7	7.5	17	Aug	594	566	2.5	3.9
Dekalb	DKC41-57(VT3)	175	25.8	6.8	6	Sept	433	349	4.6	3.4
TA Seeds	TA303-13	139	25.8	5.4	13	Oct	136	137	4.1	2.9
Hyland	HLB33R	166	26.1	6.4	9					
Doebler's	286XRR	172	26.9	6.4	1	Total	2580	2453	24.0	19.9
Hyland	HLB266	181	27.0	6.7	6	% Norm	105		120.6	
Hystest	HT7220	185	28.9	6.4	6	Departure	127		4.1	
	Mean	169	25.1	6.7	6					
	CV	9	2.8							
	LSD	24	1.2							
	SD	15	0.7							

Table 4. 2007 Early Maturity Hybrids, New Hope, Cayuga County, Central NY

Brand	Hybrid	Yield Bu/A	% Moisture		Stnd % ability		Test Ldg	Stay Wt	Early Green	Plant Vigor	Plant Ht	Planted: May 14 2007		Harvested: Nov 2 2007	
			Mois ture	Y/M Ratio	abil ity	% Ldg						85/50 Growing Degree Days		Rainfall (Inches)	
												2007	Ave.	2007	Ave.
Hyland	HLR228	181	18.9	9.6	7.3	8	61	5.0	3.0	3.7					
Hystest	HT17-07	142	18.9	7.5	8.0	5	61	5.0	2.7	3.0					
Dekalb	DKC41-57(VT3)	200	19.2	10.4	8.0	4	59	5.0	4.0	3.7					
Hyland	HLB264	170	19.3	8.8	7.7	13	60	4.7	2.8	3.7					
Growmark FS	3676XRR	201	19.3	10.4	8.3	4	61	4.8	4.0	3.7	May	276	235	0.9	3.3
Growmark FS	3967XRR	169	19.6	8.6	8.7	1	60	5.0	3.7	5.0	June	450	391	2.5	4.6
TA Seeds	TA303-13	196	19.9	9.8	8.0	2	60	4.0	4.3	3.3	July	474	515	3.4	3.9
Hyland	HLB256	169	20.0	8.5	8.7	1	58	4.7	3.7	3.0	Aug	411	477	3.0	3.6
NK	N20-R7	189	20.2	9.4	7.7	4	60	5.0	2.7	4.0	Sept	350	289	4.3	4.4
TA Seeds	TA290-11	206	20.2	10.2	8.0	2	56	4.7	3.3	3.2	Oct	238	121	3.6	3.5
Doebler's	286XRR	156	20.4	7.6	8.0	0	61	3.5	3.5	4.5					
Hyland	HLB33R	208	20.5	10.1	8.7	1	61	3.8	3.7	3.7	Total	2199	2028	17.7	23.3
Hyland	HLB266	205	20.9	9.8	8.3	0	58	3.7	3.7	3.3	% Norm	108		76.0	
Hystest	HT7220	210	20.9	10.0	8.0	1	62	4.8	2.7	4.7	Departure	171		-5.6	
	Mean	186	19.9	9.3	8.1	3	60	4.6	3.4	3.8					
	CV	12	2.3		6.6		4								
	LSD	36	0.8		0.9		4								
	SD	21	0.5		0.5		3								

**Table 5. 2007 Early Maturity Hybrids, Madrid, St. Lawrence County, Northern NY**

Brand	Hybrid	Yield Bu/A	% Moisture	Y/M Ratio	Std ability	% Stalk Ldg	Test Wt	Stay Green	Early Vigor	Rust	Planted:	Harvested:			
											May 4 2007	Oct 26 2007			
Hyland	HLR228	183	20.8	8.8	8.3	0	55	3.7	2.7	3.8	85/50				
Hyttest	HT17-07	165	20.9	7.9	8.3	0	57	3.7	2.3	3.5	Growing	Rainfall			
Hyland	HLB264	196	21.0	9.3	8.7	1	54	3.5	3.0	2.5	Degree Days (Inches)				
TA Seeds	TA290-11	211	21.0	10.0	8.3	0	54	3.7	4.0	1.5	<b>2007</b>	<b>Ave.</b>	<b>2007</b>	<b>Ave.</b>	
Hyland	HLB256	146	21.2	6.9	7.7	2	57	4.7	3.5	1.7	May	296	282	2.2	3.1
NK	N20-R7	205	21.3	9.6	8.3	0	56	3.3	2.2	2.5	June	519	450	3.3	3.3
Hyland	HLB266	209	21.4	9.8	8.0	0	53	3.5	3.7	0.7	July	540	587	5.7	3.6
Dekalb	DKC41-57(VT3)	214	21.4	10.0	8.3	1	54	3.8	3.3	2.3	Aug	515	534	0.6	4.1
Growmark FS	3676XRR	196	21.4	9.2	8.3	1	57	3.5	3.7	1.7	Sept	418	325	3.5	4.3
Growmark FS	3967XRR	173	21.8	7.9	8.7	0	56	3.5	3.7	2.7	Oct	224	140	4.8	3.3
Hyland	HLB33R	189	21.9	8.6	8.3	0	54	3.2	3.3	0.8					
TA Seeds	TA303-13	155	22.6	6.9	8.3	0	55	3.0	3.3	1.7	Total	2512	2318	20.1	21.6
Hyttest	HT7220	238	22.8	10.4	8.7	0	55	3.3	2.3	3.5	% Norm	108		93.1	
Doebler's	286XRR	177	23.0	7.7	8.7	0	54	2.8	2.5	2.7	Departure	194		-1.5	
	Mean	190	21.6	8.8	8.4	0.4	55	3.5	3.1	2.3					
	CV	13	2.2		7.0		3								
	LSD	42	0.8		1.0		3								
	SD	25	0.5		0.6		2								

**Table 6. 2007 Medium Early Maturity Hybrids Trial Summary  
(Chemung, Albion, Sackets Harbor, New Hope)**

Brand	Hybrid	% Yield		Y/M Ratio	Std abil ity*	% Stalk		Test Wt	Early Vigor	Stay Green*	Pint Ht*
		Bu/A	Mois ture			Ldg	Ldg				
Hyland	HLB33R	171	19.5	8.8	8.2	4	58	3.4	3.6	2.4	
NK	N27-B5	191	19.5	9.8	8.2	7	56	3.9	4.3	2.5	
Hyland	HLB286	167	19.6	8.5	8.1	6	57	2.8	3.7	3.7	
NK	N29-A2	188	19.7	9.5	7.8	5	58	2.8	4.2	2.4	
Hyland	HLB282	188	19.8	9.5	7.9	5	58	2.8	3.6	3.0	
Doebler's	377BWR	160	19.8	8.1	8.1	6	58	2.8	3.6	2.9	
Golden Harvest	H6455CB	178	19.9	8.9	8.1	4	57	3.8	4.2	2.5	
Hyland	HLCBR54	180	20.0	9.0	8.4	4	56	2.9	3.5	3.1	
Growmark FS	4464XRR	171	20.0	8.6	8.2	4	60	3.2	3.4	2.9	
TA Seeds	TA451-11	199	20.0	10.0	8.2	4	57	2.0	4.4	2.8	
Dyna-Gro	54P55	177	20.1	8.8	8.7	2	56	2.6	3.6	3.2	
Hyland	HLB38R	182	20.1	9.1	8.8	1	56	2.8	3.6	3.1	
TA Seeds	TA461-13	185	20.1	9.2	8.7	2	56	2.7	3.3	2.9	
Dekalb	DKC45-82(RR2)	191	20.2	9.5	8.3	3	57	3.1	3.4	3.0	
Hyttest	HT7398	192	20.2	9.5	8.7	3	56	2.8	3.3	3.4	
Hyttest	HTEXP3824	184	20.2	9.1	8.4	2	58	3.3	3.8	3.2	
Dekalb	DKC49-35(RR2)	204	20.3	10.0	8.6	1	57	2.5	3.6	2.9	
Growmark FS	4373XRR	186	20.3	9.2	8.3	0	58	3.7	3.4	3.3	
Growmark FS	4861XRR	197	20.4	9.7	8.4	1	57	3.0	3.5	2.1	
Doebler's	468RB	197	20.6	9.6	8.7	1	57	3.5	3.1	3.9	
Dyna-Gro	55V18	192	20.7	9.3	8.0	5	58	2.7	3.3	3.2	
NK	N39-Q1	188	20.7	9.1	8.3	7	57	3.1	3.6	4.0	
Dekalb	DKC46-60(VT3)	191	20.7	9.2	8.6	3	58	2.3	2.9	2.8	
Growmark FS	4819XRR	197	20.8	9.5	8.9	1	56	3.3	3.3	3.7	
Hyttest	HT7428	202	20.8	9.7	8.3	1	57	2.5	3.2	3.0	
Golden Harvest	H7540	232	21.2	10.9	8.1	5	56	3.5	3.3	3.6	
Golden Harvest	H7436CB	190	21.4	8.9	8.3	4	56	3.4	3.8	3.3	
Dyna-Gro	54T42	194	21.6	9.0	8.2	9	56	2.9	3.3	4.1	
TA Seeds	TA500-00	201	22.0	9.1	8.2	4	55	3.5	3.0	3.8	
	Mean	189	20.4	9.3	8.3	4	57	3.0	3.5	3.1	
	CV	11	2.6		6.5		3				
	LSD	16	0.4		0.5		1				
	SD	20	0.5		0.5		2				

\*3 locations only

Table 7. 2007 Medium Early Maturity Hybrids, Chemung, Chemung County, Southern Tier NY

Brand	Hybrid	Yield Bu/A	% Moisture	Y/M Ratio	Std ability	% Stalk Ldg	Test Wt	Stay Green	Early Vigor	Pint Ht	Rust	Planted:		Harvested:		
												May 8 2007	85/50	Nov 3 2007	Rainfall	
												Degree Days		(Inches)		
												2007	Ave.	2007	Ave.	
Hyland	HLB282	191	19.2	9.9	8.3	1	58	3.3	2.7	3.0	2.8					
Hyland	HLB286	152	19.3	7.9	9.0	1	59	3.0	2.7	4.0	2.8					
NK	N27-B5	206	19.3	10.7	8.7	4	58	4.2	3.7	2.7	1.0					
Golden Harvest	H6455CB	173	19.3	9.0	8.7	3	57	4.3	3.7	2.7	2.0					
Hyland	HLB33R	163	19.4	8.4	8.7	3	59	3.0	3.0	2.3	2.0	May	382	346	1.5	3.2
NK	N29-A2	197	19.5	10.1	8.3	2	61	3.7	2.2	2.3	2.5	June	512	534	1.9	4.0
Hyland	HLB38R	175	19.6	8.9	8.7	0	56	3.0	3.0	3.0	3.8	July	519	623	3.2	3.2
Growmark FS	4464XRR	197	19.6	10.1	8.7	0	62	3.3	3.7	3.0	3.3	Aug	539	640	2.6	3.3
Dekalb	DKC45-82(RR2)	209	19.7	10.6	9.0	0	58	3.0	2.7	3.0	1.5	Sept	446	426	6.1	3.7
TA Seeds	TA451-11	211	19.7	10.7	8.7	1	57	4.5	1.7	3.0	2.3	Oct	299	166	3.0	3.0
Doebler's	377BWR	177	19.8	8.9	9.0	1	59	3.0	2.2	2.8	2.2					
Hyland	HLCBR54	169	19.9	8.5	9.0	1	56	3.3	2.7	3.0	4.2	Total	2697	2734	18.2	20.24
Hyttest	HTEXP3824	215	19.9	10.8	9.0	0	60	3.0	3.3	3.0	2.3	% Norm	99		90.0	
Dekalb	DKC46-60(VT3)	189	20.0	9.5	9.0	5	60	2.7	1.7	2.3	2.5	Departure	-37		-2.0	
TA Seeds	TA461-13	193	20.0	9.7	9.0	1	57	3.0	2.7	3.0	4.0					
Dyna-Gro	55V18	210	20.1	10.4	8.3	1	61	3.2	2.7	3.0	3.0					
Hyttest	HT7398	209	20.1	10.4	9.0	1	57	3.0	2.3	3.0	2.3					
Dekalb	DKC49-35(RR2)	227	20.3	11.2	9.0	1	57	3.0	2.3	2.5	2.2					
Doebler's	468RB	237	20.4	11.6	9.0	0	58	3.0	4.0	3.7	1.5					
NK	N39-Q1	197	20.4	9.7	8.7	1	59	3.0	2.3	4.0	2.5					
Hyttest	HT7428	228	20.4	11.2	9.0	0	59	3.0	2.3	3.0	2.5					
Dyna-Gro	54P55	182	20.6	8.8	8.7	1	56	3.0	2.3	3.3	3.7					
Golden Harvest	H7540	264	20.6	12.8	9.0	0	58	3.0	3.3	3.7	3.0					
Growmark FS	4819XRR	208	20.7	10.0	9.0	0	59	3.0	3.3	3.7	1.8					
Growmark FS	4373XRR	216	20.7	10.4	9.0	0	59	3.0	3.7	3.3	3.3					
Growmark FS	4861XRR	235	20.8	11.3	9.0	0	60	3.0	3.3	2.0	3.5					
Golden Harvest	H7436CB	237	21.2	11.2	9.0	2	58	3.0	3.3	3.3	2.5					
TA Seeds	TA500-00	225	21.3	10.6	8.7	1	58	2.8	3.0	3.7	3.0					
Dyna-Gro	54T42	211	21.4	9.9	9.0	1	58	3.0	3.0	4.0	2.7					
	Mean	204	20.1	10.1	8.8	1	58	3.2	2.9	3.1	2.6					
	CV	8	1.9		4.2		3									
	LSD	28	0.6		0.6		3									
	SD	17	0.4		0.4		2									

**Table 8. 2007 Medium Early Maturity Hybrids, Albion, Orleans County, Western N'**

Brand	Hybrid	Yield Bu/A	%		%		Test Wt	Early Vigor	Planted: May 9 2007	Harvested: Oct 17 2007			
			Mois ture	Y/M Ratio	Stalk Ldg	85/50				Growing Degree Days	Rainfall (Inches)		
										2007	Ave.	2007	Ave.
Hyland	HLB286	168	20.0	8.4	5	56	2.7		85/50				
NK	N27-B5	180	20.1	9.0	1	54	4.0		Growing				
Hyland	HLB33R	177	20.3	8.7	1	56	3.7		Degree Days				
Doebler's	377BWR	163	20.3	8.0	3	57	3.3						
NK	N29-A2	203	20.4	10.0	1	55	3.3	May	395	332	1.2	3.0	
Hyland	HLB282	200	20.5	9.8	3	56	2.8	June	606	523	1.1	3.6	
Dyna-Gro	54P55	169	20.6	8.2	3	55	3.0	July	601	661	3.0	2.6	
Dekalb	DKC49-35(RR2)	184	20.6	8.9	1	55	2.8	Aug	664	619	1.9	3.2	
TA Seeds	TA461-13	170	20.6	8.3	1	54	2.3	Sept	484	420	2.6	3.7	
Dekalb	DKC45-82(RR2)	179	20.7	8.6	1	55	3.3	Oct	349	197	3.2	2.8	
Dekalb	DKC46-60(VT3)	190	20.7	9.2	0	56	2.2						
Growmark FS	4464XRR	174	20.7	8.4	0	58	3.7	Total	3099	2752	13.0	18.8	
Growmark FS	4373XRR	174	20.7	8.4	0	56	3.7	% Norm	113		69.0		
Golden Harvest	H6455CB	154	20.7	7.4	0	55	4.2	Departure	347		-5.8		
Hyland	HLB38R	164	20.8	7.9	0	56	2.5						
Growmark FS	4861XRR	181	20.8	8.7	1	55	2.7						
TA Seeds	TA451-11	201	20.8	9.7	1	54	1.8						
Hyland	HLCBR54	183	20.9	8.8	1	56	3.0						
Hyttest	HTEXP3824	170	20.9	8.1	0	55	3.0						
Dyna-Gro	55V18	195	21.1	9.2	0	56	2.3						
Growmark FS	4819XRR	198	21.1	9.4	0	54	3.7						
Hyttest	HT7398	200	21.1	9.5	1	55	3.0						
Hyttest	HT7428	190	21.2	9.0	1	56	2.7						
Doebler's	468RB	183	21.4	8.6	1	55	3.3						
NK	N39-Q1	185	21.5	8.6	1	54	3.5						
Golden Harvest	H7540	213	21.9	9.7	1	52	3.7						
Dyna-Gro	54T42	195	22.5	8.7	3	54	3.3						
Golden Harvest	H7436CB	184	22.5	8.2	3	53	3.7						
TA Seeds	TA500-00	185	24.0	7.7	1	53	3.7						
	Mean	183	21.0	8.7	1	55	3.1						
	CV	10	2.3			2							
	LSD	28	0.8			2							
	SD	17	0.5			1							



**Table 9. 2007 Medium Early Maturity Hybrids, Sackets Harbor, Jefferson County, Northern NY**

Brand	Hybrid	Yield Bu/A	% Moisture		Stnd %		Test Wt	Stay Green	Early Vigor	Plnt Ht	Planted:		Harvested:		
			Mois ture	Y/M Ratio	abil ity	Stalk Ldg					May 3 2007	Oct 26 2007	2007 Ave.	2007 Ave.	
TA Seeds	TA461-13	173	17.4	9.9	8.7	4	56	3.5	2.8	2.8	85/50				
Dyna-Gro	54P55	169	17.5	9.7	8.3	4	57	3.8	2.3	2.7	Growing	Rainfall			
Hyland	HLCBR54	159	17.6	9.0	8.0	13	56	3.7	3.2	3.0	Degree Days	(Inches)			
Hyland	HLB286	164	17.6	9.3	7.3	10	57	3.7	3.0	3.5					
NK	N29-A2	174	17.7	9.8	8.0	9	57	4.3	2.7	1.7	May	301	274	1.44	2.9
Hyttest	HT7398	168	17.8	9.4	8.3	10	56	3.8	2.7	3.3	June	495	439	1.35	2.8
TA Seeds	TA451-11	193	17.8	10.8	8.3	8	57	4.2	2.7	2.8	July	545	589	3.58	2.5
Growmark FS	4861XRR	185	17.9	10.3	8.3	1	57	4.0	2.7	1.8	Aug	587	546	1.03	3.1
Hyland	HLB282	148	18.0	8.2	7.3	16	58	3.8	3.0	2.3	Sept	426	346	1.53	3.9
Doebler's	377BWR	136	18.1	7.5	8.0	8	58	3.3	3.0	2.0	Oct	309	152	4.23	3.1
Growmark FS	4464XRR	140	18.2	7.7	8.7	6	60	3.3	3.0	2.3					
Hyttest	HTEXP3824	165	18.1	9.1	8.3	6	58	4.0	3.7	3.0	Total	2663	2346	13.2	18.3
Dyna-Gro	54T42	158	18.2	8.7	7.7	27	57	3.8	2.7	3.7	% Norm	114		71.9	
Hyland	HLB38R	205	18.2	11.3	9.0	4	57	3.5	2.5	2.7	Departure	317		-5.1	
Doebler's	468RB	174	18.2	9.6	8.3	3	58	3.2	2.5	3.8					
TA Seeds	TA500-00	171	18.2	9.4	8.3	5	56	3.2	3.7	3.8					
Dekalb	DKC45-82(RR2)	177	18.3	9.7	8.0	5	57	3.7	3.2	2.0					
Growmark FS	4819XRR	199	18.3	10.9	9.0	4	57	3.5	2.3	3.3					
Hyttest	HT7428	179	18.3	9.8	8.0	2	57	3.7	2.3	2.7					
Dekalb	DKC49-35(RR2)	207	18.4	11.3	8.7	1	57	4.0	2.2	3.3					
Golden Harvest	H6455CB	179	18.4	9.7	8.0	9	57	4.0	3.5	1.8					
Golden Harvest	H7436CB	150	18.5	8.1	7.7	7	57	3.8	3.3	2.5					
Dyna-Gro	55V18	160	18.6	8.6	8.3	6	58	3.3	3.0	2.7					
NK	N39-Q1	178	18.7	9.5	8.3	13	59	3.7	3.0	3.8					
Golden Harvest	H7540	200	18.7	10.7	7.3	11	56	3.5	2.8	2.8					
Dekalb	DKC46-60(VT3)	170	19.2	8.9	8.3	3	57	3.0	2.3	2.5					
	Mean	172	18.2	9.5	8.2	8	57	3.7	2.9	2.8					
	CV	11	2.7		7.3		2.7								
	LSD	31	0.8		1.0		2.5								
	SD	19	0.5		0.6		1.5								

**Table 10. 2007 Medium Early Maturity Hybrids, New Hope, Cayuga County, Central NY**

Brand	Hybrid	Yield Bu/A	% Y/M		Std %		Test Wt	Stay Green	Early Vigor	Plnt Ht	Planted: May 14 2007	Harvested: Nov 2 2007			
			Mois ture	Ratio	abil ity	Ldg						Degree Days (Inches)			
Hyland	HLB33R	188	21.0	9.0	8.0	1	57	4.0	3.7	2.7	85/50				
NK	N27-B5	204	21.1	9.7	8.0	5	57	4.2	4.3	2.7	Growing	Rainfall			
Golden Harvest	H6455CB	208	21.1	9.9	7.7	3	58	4.3	3.7	3.0	Degree Days				
Doebler's	377BWR	164	21.2	7.7	7.3	11	58	4.7	2.7	4.0	2007	Ave.	2007	Ave.	
NK	N29-A2	178	21.3	8.4	7.0	8	57	4.5	3.0	3.3	May	276	235	0.9	3.3
Hyland	HLB282	214	21.4	10.0	8.0	2	59	3.7	2.8	3.7	June	450	391	2.5	4.6
Growmark FS	4464XRR	172	21.5	8.0	7.3	10	60	3.7	3.3	3.3	July	474	515	3.4	3.9
Hyland	HLCBR54	209	21.6	9.7	8.3	1	58	3.5	2.7	3.2	Aug	411	477	3.0	3.6
Hyland	HLB286	183	21.6	8.5	8.0	6	54	4.3	2.8	3.5	Sept	350	289	4.3	4.4
Growmark FS	4373XRR	183	21.7	8.4	8.0	1	59	3.7	4.0	3.7	Oct	238	121	3.6	3.5
Hyttest	HTEXP3824	187	21.7	8.6	8.0	1	58	4.5	3.0	3.5					
Hyttest	HT7398	190	21.8	8.7	8.7	1	57	3.2	3.3	4.0	Total	2199	2028	17.7	23.3
TA Seeds	TA451-11	192	21.8	8.8	7.7	6	58	4.7	2.0	2.7	% Norm	108		76.0	
Dyna-Gro	54P55	186	21.9	8.5	9.0	1	57	4.0	2.7	3.7	Departure	171		-5.6	
Hyland	HLB38R	183	21.9	8.4	8.7	1	56	4.2	3.0	3.7					
NK	N39-Q1	191	22.1	8.6	8.0	12	56	4.2	3.5	4.3					
Dekalb	DKC45-82(RR2)	199	22.1	9.0	8.0	7	56	3.5	3.3	4.0					
Dekalb	DKC49-35(RR2)	198	22.1	9.0	8.0	2	58	3.7	2.8	3.0					
Growmark FS	4861XRR	187	22.2	8.4	8.0	1	56	3.5	3.3	2.3					
Doebler's	468RB	195	22.3	8.7	8.7	0	56	3.2	4.0	4.3					
TA Seeds	TA461-13	204	22.3	9.1	8.3	2	58	3.5	2.8	3.0					
Dekalb	DKC46-60(VT3)	213	22.7	9.4	8.3	3	58	3.2	2.8	3.7					
Dyna-Gro	55V18	205	23.1	8.9	7.3	11	59	3.5	2.7	4.0					
Growmark FS	4819XRR	181	23.1	7.8	8.7	0	55	3.5	4.0	4.0					
Golden Harvest	H7436CB	187	23.2	8.1	8.3	4	57	4.5	3.3	4.0					
Hyttest	HT7428	213	23.2	9.2	8.0	2	56	2.8	2.7	3.3					
Golden Harvest	H7540	252	23.5	10.7	8.0	9	56	3.5	4.0	4.3					
Dyna-Gro	54T42	213	24.5	8.7	8.0	6	56	3.0	2.7	4.7					
TA Seeds	TA500-00	221	24.5	9.0	7.7	11	54	3.0	3.7	4.0					
	Mean	197	22.2	8.9	8.0	4	57	3.8	3.2	3.6					
	CV	13	3.1		8.6		4								
	LSD	42	1.1		1.1		4								
	SD	26	0.7		0.7		2								

**Table 11. 2007 Medium Maturity Hybrids Trial Summary  
(Chemung, Kingston, Avon)**

Brand	Hybrid	Yield Bu/A	%	Y/M Ratio	Std	%	Test Wt	Early Vigor	Pint Ht
			Mois ture		abil ity	Stalk Ldg			
Hyland	HLCBR54	192	19.9	9.6	8.3	3	57	3.0	2.4
Dekalb	DKC54-46(YGPL/RR2)	189	20.3	9.3	8.1	9	60	2.9	3.2
Growmark FS	5565GT	229	21.1	10.9	8.7	2	58	3.6	3.8
Dyna-Gro	55B49	213	21.2	10.0	8.7	1	60	3.7	3.5
Hyland	HLB295	202	21.2	9.5	8.4	3	59	3.3	3.3
Hyland	HLB48R	218	21.4	10.2	8.6	4	60	3.6	3.6
Doebler's	555XY	219	21.4	10.2	8.3	3	57	3.7	3.9
TA Seeds	TA570-11	221	21.8	10.1	8.3	4	59	3.6	3.8
Hyland	HLB52R	212	21.9	9.7	8.1	3	58	3.7	3.9
Dyna-Gro	56B15	223	22.3	10.0	8.7	1	58	2.7	4.0
Dekalb	DKC57-47(RR2)	234	22.3	10.5	8.0	9	60	3.4	4.1
Dekalb	DKC61-66(YGPL/RR2)	241	22.4	10.8	8.3	3	58	2.6	3.5
Golden Harvest	H8665CB	247	22.6	10.9	8.1	11	57	3.3	4.3
TA Seeds	TA607-11	236	22.6	10.4	8.7	1	57	3.3	4.2
TA Seeds	TA5753	228	22.9	10.0	8.2	5	57	2.8	4.1
Hyland	HLB337	247	23.1	10.7	8.3	4	58	3.3	4.1
	Mean	222	21.8	10.2	8.4	4	58	3.3	3.7
	CV	10	3.7		6.1		3		
	LSD	21	0.7		0.5		2		
	SD	22	0.8		0.5		2		

Table 12. 2007 Medium Maturity Hybrids, Chemung, Chemung County, Southern Tier NY

Brand	Hybrid	Yield Bu/A	% Moisture	Y/M Ratio	Std ability	% Stalk Ldg	Test Wt	Stay Green	Early Vigor	Plnt Ht	Rust	Planted: May 8 2007		Harvested: Nov 3 2007		
												85/50		Rainfall		
												Growing Degree Days		Rainfall (Inches)		
												2007	Ave.	2007	Ave.	
Dekalb	DKC54-46(YGPL/RR2)	209	21.7	9.6	9.0	1	62	2.3	3.0	3.3	1.7	May	382	346	1.5	3.2
Hyland	HLCBR54	164	22.7	7.2	9.0	1	57	3.3	3.0	2.5	4.0	June	512	534	1.9	4.0
Dyna-Gro	55B49	220	23.2	9.5	9.0	2	61	2.2	3.0	3.5	0.7	July	519	623	3.2	3.2
Hyland	HLB295	207	23.3	8.9	9.0	0	60	2.3	3.0	3.0	1.5	Aug	539	640	2.6	3.3
TA Seeds	TA570-11	223	23.3	9.6	9.0	0	60	3.5	3.7	4.0	1.5	Sept	446	426	6.1	3.7
Doebler's	555XY	228	23.4	9.7	8.7	1	56	3.0	3.7	3.7	3.3	Oct	299	166	3.0	3.0
Growmark FS	5565GT	222	23.5	9.4	9.0	1	57	3.0	4.0	3.7	3.2	Total	2697	2734	18.2	20.24
Hyland	HLB48R	221	23.6	9.4	9.0	0	60	2.3	3.0	3.0	2.0	% Norm	99		90.0	
Hyland	HLB52R	225	23.7	9.5	8.7	1	58	2.7	3.7	4.0	2.5	Departure	-37		-2.0	
Dekalb	DKC57-47(RR2)	262	23.7	11.1	9.0	0	61	2.7	3.7	4.0	2.5					
Dyna-Gro	56B15	257	23.8	10.8	8.7	1	59	1.8	3.0	4.0	2.0					
Dekalb	DKC61-66(YGPL/RR2)	262	24.5	10.7	9.0	1	59	3.2	2.3	3.7	1.7					
Golden Harvest	H8665CB	258	24.5	10.5	8.7	1	58	2.0	3.0	4.0	1.8					
TA Seeds	TA5753	230	24.7	9.3	8.7	1	58	2.8	3.0	4.0	1.5					
TA Seeds	TA607-11	244	24.8	9.8	8.7	1	58	1.0	3.0	4.0	1.3					
Hyland	HLB337	254	25.1	10.1	8.7	1	59	2.8	3.0	4.0	3.3					
	Mean	230	23.7	9.7	8.9	1	59	2.6	3.2	3.7	2.2					
	CV	7	2.8		4.1		3									
	LSD	28	1.1		0.6		3									
	SD	17	0.7		0.4		2									

Table 13. 2007 Medium Maturity Hybrids, Kingston, Ulster County, Hudson Valley NY

Brand	Hybrid	Yield Bu/A	% Moisture		Stnd ability		Stalk Ldg	Test Wt	Early Vigor	Pint Ht	Planted: May 7 2007	Harvested: Nov 5 2007		
			Y/M Ratio	Mois ture	abil ity	% Ldg						85/50 Growing Degree Days	Rainfall (Inches)	
Hyland	HLCBR54	200	17.1	11.7	8.0	8	58	3.0	2.3					
Dekalb	DKC54-46(YGPL/RR2)	185	18.2	10.2	7.3	26	60	3.3	3.2					
Hyland	HLB295	199	18.7	10.6	8.0	10	62	3.0	2.8					
Doebler's	555XY	219	18.7	11.7	8.0	7	59	3.3	3.3					
Dyna-Gro	56B15	223	18.8	11.9	8.7	2	61	2.7	4.0	May	373	327	0.9	4.6
Hyland	HLB52R	213	18.8	11.3	8.0	6	60	3.7	3.2	June	601	543	2.4	4.3
Hyland	HLB48R	206	18.8	11.0	7.7	10	62	3.7	3.3	July	450	645	3.4	4.2
Growmark FS	5565GT	229	18.8	12.2	8.3	3	60	3.3	3.3	Aug	660	665	5.2	3.9
TA Seeds	TA570-11	211	18.8	11.2	7.7	11	60	3.3	3.0	Sept	541	456	2.1	4.3
Dyna-Gro	55B49	235	19.0	12.4	8.3	1	62	4.0	3.0	Oct	350	197	5.0	3.8
TA Seeds	TA607-11	231	19.0	12.2	8.3	2	59	3.0	4.0					
Dekalb	DKC61-66(YGPL/RR2)	218	19.1	11.4	7.7	7	59	2.7	2.8	Total	2975	2832	19.0	25.1
Dekalb	DKC57-47(RR2)	238	19.4	12.3	7.3	23	61	3.3	4.0	% Norm	105		75.8	
Golden Harvest	H8665CB	231	19.6	11.8	7.0	31	59	3.3	4.3	Departure	143		-6.1	
Hyland	HLB337	235	19.8	11.9	8.0	9	59	3.0	3.7					
TA Seeds	TA5753	213	19.9	10.7	7.3	14	59	2.0	3.7					
	Mean	218	18.9	11.5	7.9	11	60	3.2	3.4					
	CV	10	1.7		8.2		3							
	LSD	36	0.5		1.1		3							
	SD	22	0.3		0.6		2							

Table 14. 2007 Medium Maturity Hybrids, Avon, Livingston County, Western NY

Brand	Hybrid	Yield Bu/A	% Moisture		Stnd ability		Stalk Ldg	Test Wt	Early Vigor	Pint Ht	Planted: May 2 2007		Harvested: Oct 16 2007	
			Mois ture	Y/M Ratio	abil ity	% Ldg					85/50 Growing Degree Days		Rainfall (inches)	
											2007	Ave.	2007	Ave.
Hyland	HLCBR54	213	20.0	10.7	8.0	1	56	3.0	2.3					
Dekalb	DKC54-46(YGPL/RR2)	174	21.0	8.3	8.0	1	59	2.5	3.0					
Growmark FS	5565GT	236	21.1	11.2	8.7	2	57	3.3	4.5					
Dyna-Gro	55B49	185	21.5	8.6	8.7	0	56	4.0	4.0					
Hyland	HLB295	200	21.5	9.3	8.3	0	57	4.0	4.0	May	352	305	0.8	2.9
Hyland	HLB48R	228	21.9	10.4	9.0	2	58	4.0	4.5	June	554	516	2.3	3.5
Doebler's	555XY	210	22.0	9.5	8.3	2	57	4.0	4.7	July	578	623	5.4	2.8
Hyland	HLB52R	197	23.0	8.6	7.7	1	56	3.7	4.5	Aug	621	575	2.8	3.3
TA Seeds	TA570-11	230	23.3	9.9	8.3	1	56	3.7	4.3	Sept	466	386	2.2	3.5
Dekalb	DKC61-66(YGPL/RR2)	245	23.7	10.3	8.3	2	57	2.7	4.0	Oct	339	190	2.9	2.6
Golden Harvest	H8665CB	253	23.8	10.6	8.7	1	55	3.5	4.7					
Dekalb	DKC57-47(RR2)	203	23.9	8.5	7.7	3	57	3.3	4.3	Total	2910	2595	16.4	18.6
TA Seeds	TA607-11	234	24.0	9.8	9.0	1	54	4.0	4.5	% Norm	112		88.0	
TA Seeds	TA5753	241	24.1	10.0	8.7	0	55	3.3	4.7	Departure	316		-2.2	
Dyna-Gro	56B15	188	24.2	7.8	8.7	0	55	2.5	4.0					
Hyland	HLB337	252	24.3	10.4	8.3	2	56	4.0	4.7					
	Mean	218	22.7	9.6	8.4	1	56	3.5	4.2					
	CV	12	5.2		5.8		3							
	LSD	44	1.9		0.8		3							
	SD	27	1.2		0.5		2							